

# The Colocation Friction:

## Dual-Earner Job Search and Labor Market Outcomes

---

Hanno Foerster (BC)   Robert Ulbricht (BC)

CIRANO, April 2024

# Motivation

- >60% of U.S. workers are part of a couple,  $\approx$ 50% have a working partner  
(source: ACS 2010-2019)
- Dual-earner households need to find two jobs in one location
- How does this affect matching of workers to jobs?
  - » **Goal:** formalize, characterize, and quantify unique frictions dual-earner couples face
- How do “*colocation frictions*” affect
  - » gender inequality?
  - » internal migration?
  - » welfare?

**Standard matching friction**  
( $\rightsquigarrow$  not every application generates a match)

} all workers

+


**“Colocation problem”**  
(couples need to find two jobs in one location)

} dual-earners only

$\Downarrow$

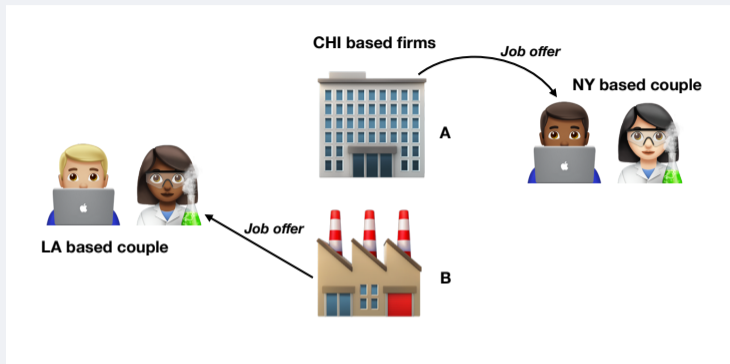
**“Colocation friction”**  
 $\rightsquigarrow$  Mismatched job offers across spouses

## Colocation Friction: Intuition



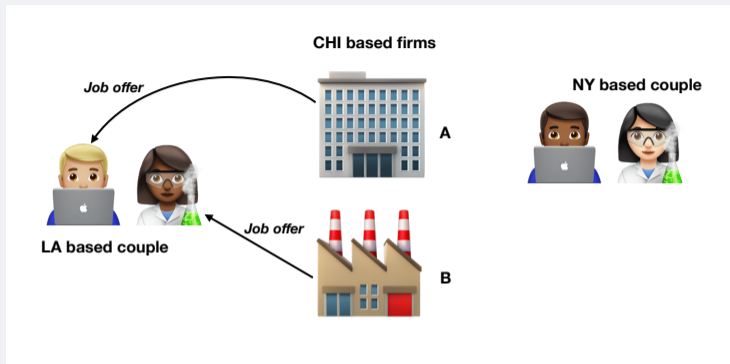
- Consider two couples, assume they have identical productivities

## Colocation Friction: Intuition



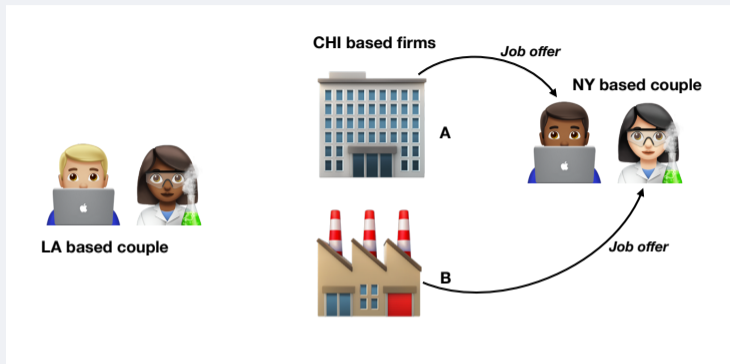
- Two people need to move into unemployment

## Colocation Friction: Intuition



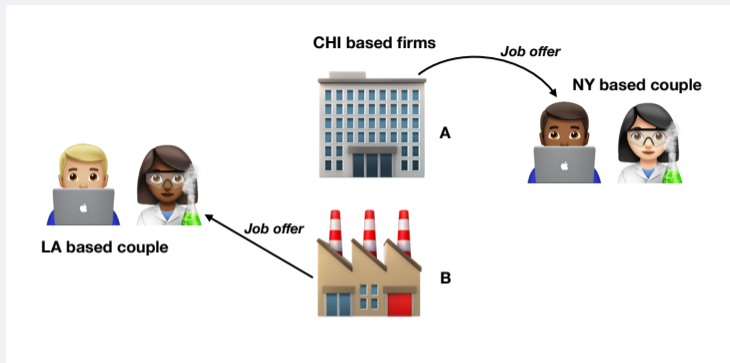
- Thought experiment: compare to coordinated matching  
(= either couple receives 2 job offers with 50% chance)

## Colocation Friction: Intuition



- Thought experiment: compare to coordinated matching  
(= either couple receives 2 job offers with 50% chance)

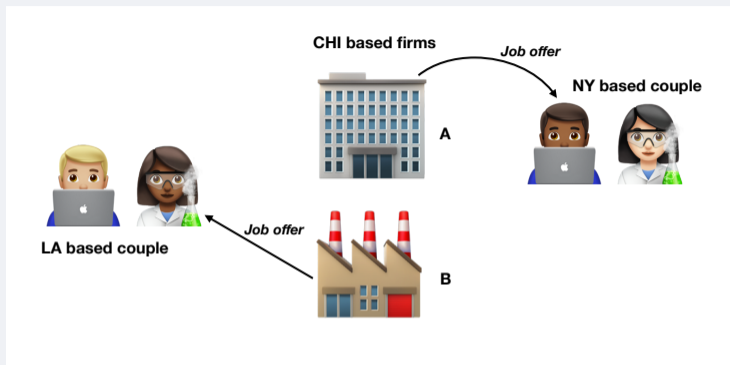
## Colocation Friction: Intuition



- Thought experiment: compare to coordinated matching  
(= either couple receives 2 job offers with 50% chance)
- Colocation friction  $\Leftrightarrow$  Welfare loss from lacking coordination



## Colocation Friction: Intuition



- Thought experiment: compare to coordinated matching  
(= either couple receives 2 job offers with 50% chance)
- Colocation friction  $\Leftrightarrow$  Welfare loss from lacking coordination  
Consequences for employment, migration, wages, gender inequality...?

# This Paper

- Develop a spatial **dual-earner directed search** model of the labor market
  - » general setting: formalize/characterize colocation friction
- Quantitative version, calibrate using rich U.S. micro data (ACS, CPS, PSID, Opportunity Atlas, web scraped data...)
- Use calibrated model to study consequences of colocation frictions:
  - » women severely affected, friction accounts for 93% of gender gap in migration-gains
  - » discourages migration ( $\downarrow$  30%), especially by power couples
  - » overall welfare cost  $\hat{=}$  1.4% lifetime earnings

# Literature

## Labor misallocation:

- Hosios (1990), Galenianos et al. (2011), Rabinovich and Wolthoff (2022), Jarosch et al. (2023), Şahin et al. (2014), Findeisen et al. (2021), and Jovanovic (1979, 1984)
- **Our paper:** explore how being tied to a spouse adds to misallocation

## Joint job search:

- Flinn et al. (2017), Flabbi and Mabli (2018), Pilossoph and Wee (2019, 2021), Bacher et al. (2023), and Fernández-Blanco (2022)
- **Our paper:** relevance of spatial wage differentials for gender inequality

## Dual-earner migration:

- Mincer (1978), Costa and Kahn (2000), Guler et al. (2012), Burke and Miller (2018), Venator (2021), Jayachandran et al. (2023), and Gemici (2011)
- **Our paper:** characterize/quantify inefficiency + directed search

## General Framework

---

## General Framework, Overview

- Ctd. time, effective discount rate  $\rho$  [includes retirement rate]
- Finite set of commuting zones  $r \in \mathcal{R}$  [amenities, rents, occupation-specific productivities...]
- Households choose:
  - » location specific search efforts  $\{\kappa_{i,q}\}_{q \in \mathcal{R}, i \in \mathcal{I}}$  [budgets allocated across locations]
  - » submarkets: location specific target wages [trade-off: wage vs. job finding rate]
- Within-submarkets,  $\psi$ , job finding rate:  $f_{i,q} = \kappa_{i,q} \lambda(\theta_\psi)$
- State vector  $\mathbf{s} \in \mathcal{S}_1 \times \dots \times \mathcal{S}_{n_s}$  [occupations, human capital, children...]
- New job may entail migration ( $q \neq r$ )  $\rightsquigarrow$  mig. cost  $\chi(q|\mathbf{s}, r) > 0$ , trailing spouse  $e_{-i} = 0$  (employment status:  $\mathbf{e} = (e_f, e_m) \in \{0, 1\}^2$ )

## Job search and migration

Joint value function:

$$\begin{aligned}
 \rho V(\mathbf{e}, \mathbf{s}, r) = & u(\mathbf{e}, \mathbf{s}, r) + \max_{\{\kappa, \gamma\}} \sum_{i, q} \kappa_{i, q} \lambda(\theta_{i, q}) \underbrace{\left( V(\mathbf{e}^{\text{new}, i}, \mathbf{s}, q) - \overbrace{y_{i, q}}^{\text{firm's share of the match value}} - \chi(q|\mathbf{s}, r) - V(\mathbf{e}, \mathbf{s}, r) \right)}_{\text{new job}} \\
 & + \sum_{\mathbf{e}', \mathbf{s}', r'} \pi(\mathbf{e}', \mathbf{s}', r' | \mathbf{e}, \mathbf{s}, r) \underbrace{\left( V(\mathbf{e}', \mathbf{s}', r') - V(\mathbf{e}, \mathbf{s}, r) \right)}_{\text{exogenous transitions}} \\
 & + \lim_{\epsilon \rightarrow \infty} \epsilon \sum_i \underbrace{\max\{0, V(\mathbf{e}^{\text{sep}, i}, \mathbf{s}, q) - V(\mathbf{e}, \mathbf{s}, q)\}}_{\text{endogenous quits}}
 \end{aligned}$$

subject to:

$$\underbrace{c}_{\text{vacancy posting cost}} = \frac{\lambda(\theta_{i, q})}{\theta_{i, q}} \max\{y_{i, q}, 0\} \quad \text{for all } i, q \quad (\text{free-entry})$$

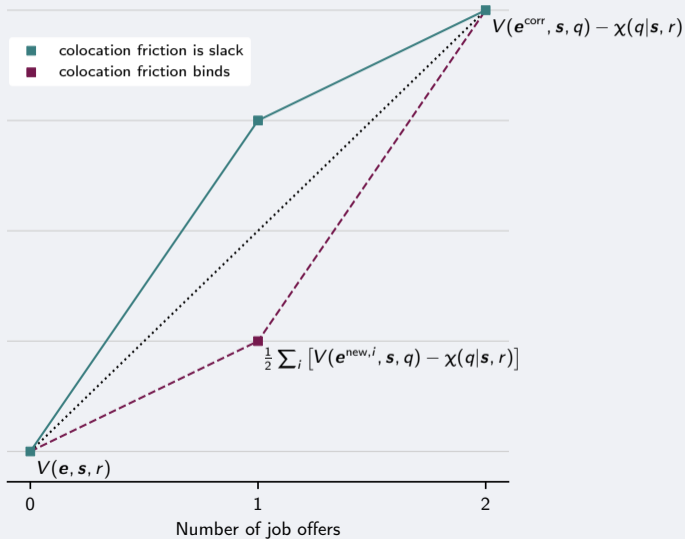
## The Colocation Friction: Formal Characterization

- Colocation friction  $\Leftrightarrow$  Welfare loss relative to coordinated matching
- Coordinated matching, formally:

$$\begin{array}{l} \text{correlated matching rate: } \omega_q \in [0, \min_i f_{i,q}] \\ \text{individual matching rates: } f_{i,q} - \omega_q \end{array} \quad \text{s.t. } \underbrace{\lambda(\cdot), c, \bar{\kappa}_i(\mathbf{e}, \mathbf{s})}_{\text{no change in std. matching friction!}}$$

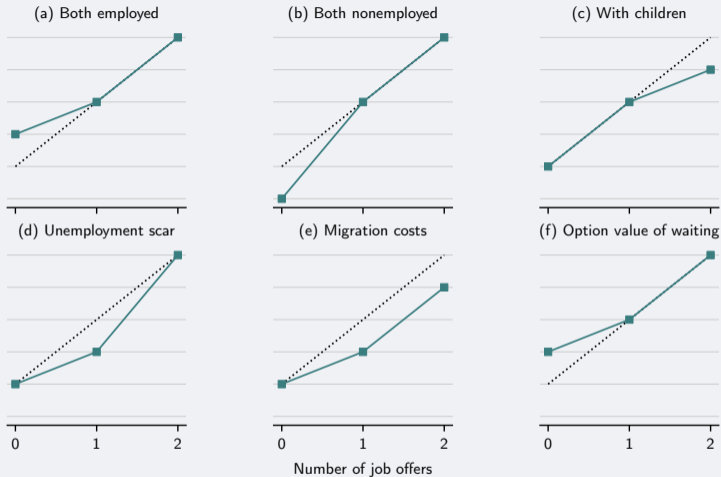
- Couples find **two** jobs at rate  $\omega_q$
- Prob. of finding **one** job drops:  $f_{1,q} + f_{2,q} - 2\omega_q$
- Expected no. of matches per couple stays the same!
- No. of matches in the economy stays the same!

**Proposition:** Colocation friction  $\iff V(e, s, r)$  satisfies a convexity property





- In a toy version of our model show:



- **Colocation friction**  $\uparrow$ : Both employed, unemployment scar, migration costs, option value of search
- **Colocation friction**  $\downarrow$ : Both nonemployed, child care costs

## Quantitative Model

---

# Households and Shocks

- Households:  $\mathbf{s} = (o_f, o_m, h_f, h_m, k)$ 
  - » occupation  $o_f, o_m \in \{1, \dots, 3\} \times \{1, \dots, 6\}$  (top A-D occ. groups, 93.5% of ACS)
  - » human capital  $h_f, h_m \in \{\underline{h}, \bar{h}\}$
  - » kids yes/no  $k \in \{0, 1\}$
- Shocks:
  - » exogenous separations  $\delta_i(\mathbf{o})$
  - » kids arrival/departure  $\pi_{k\uparrow}(\mathbf{o})$  and  $\pi_{k\downarrow}(\mathbf{o})$
  - » human capital appreciation/depreciation  $\pi_{h\uparrow|e}(\mathbf{o})$  and  $\pi_{h\downarrow|u}(\mathbf{o})$
  - » location taste shocks  $\pi_{q|r}(\mathbf{o})$

## Preferences, Migration costs, Matching function

- Preferences:

$$u(\mathbf{e}, \mathbf{s}, r) = \sum_i \underbrace{\left\{ h_i z_i(o_i, r) \cdot \mathbb{1}_{e_i=1} + b_i z_i(o_i, r) \cdot \mathbb{1}_{e_i=0} \right\}}_{\text{labor prod. + home production}} + \underbrace{a(k, r) - p(r)}_{\text{amenities - rent}} - \underbrace{\xi(r) \cdot \mathbb{1}_{k=e_1=e_2=1}}_{\text{child care cost}}$$

- Migration costs depend on geo-distance and population gap:

$$\chi(q|\mathbf{o}, r) = \sum_{k \in \{\text{geo, pop}\}} \sum_{j \in \{1, \dots, 4\}} \chi_j^k(\mathbf{o}) \cdot \mathbb{1}_{d^k(r, q) \in \text{Bin}_j^k}$$

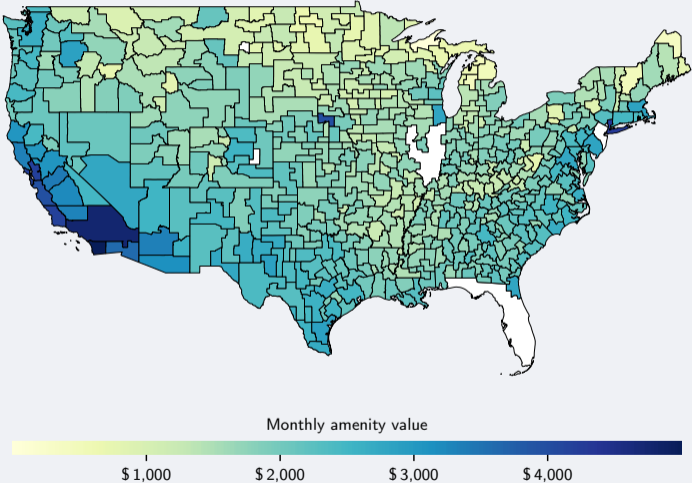
- Matching function, constant returns to scale:

$$\lambda(\theta) = \theta^\gamma$$

# Geography

- Geography:  $r \in \{1, \dots, 517\}$  commuting zones, merged by similarity
- Amenities:
  - » web-scraped + Opportunity Atlas [Chetty et al. 2018]  
*data on: crime rates, climate, walkability, beaches, hospital/school quality, local government expenditures, ...*
  - » assume income & “income-equivalent amenities” have same pass-through to rents
  - » back out income-equivalent amenity value

# Geography II



## Assigned parameters

Parameter	Value	Source
Time preference rate, annualized	.05	literature
Retirement rate, annualized	.021	avg. working life of 47 years
Home production, $b_m, b_f$	.4, .625	Shimer (2005) + ACS
High human capital, $\bar{h}$	1.0	normalization
Low human capital, $\underline{h}$	.4	same as $b_m$
Search elasticity across locations, $\eta$	.0	literature
Matching elasticity, $\gamma$	.2	Lange and Papageorgiou (2020)
Child arrival rate $\pi_{k\uparrow}$ , annualized	.075	ACS
Child departure rate $\pi_{k\downarrow}$ , annualized	.038	ACS
Job separation rates, $\{\delta_i(\mathbf{o})\}$	from data	CPS
Rents, $p(r)$	from data	ACS
(Local) labor products, $z_i(o_i, r)$	med. wage by gender/occ/CZ	ACS
Child care costs, $\xi(r)$	$8.5\% \cdot \bar{w}_r$	Guner et al. (2020)

## Estimated parameters

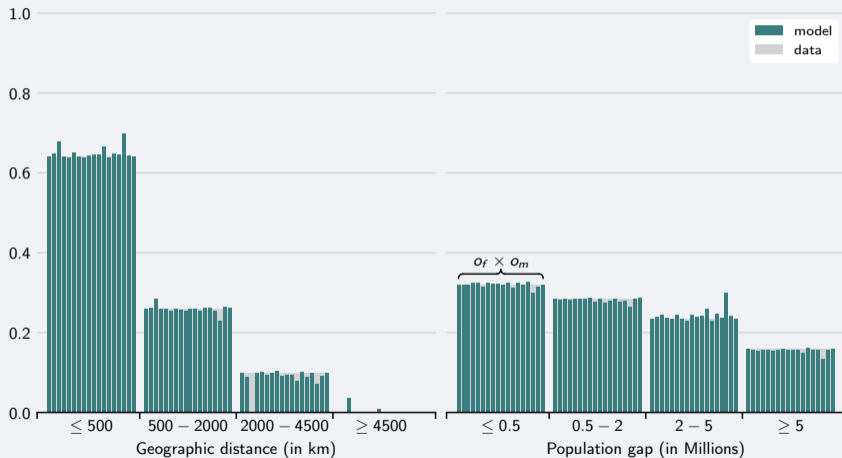
Moment	Level	No. of moments	Source	$\approx$ maps to
Job finding rate	$o_f \times o_m \times \text{gender}$	36	CPS	$\bar{K}_i(\mathbf{o})$
Wage scar, 1 & 3 yrs	$o_f \times o_m \times \text{year}$	36	Huckfeldt (2022)	$\pi_{h\uparrow}(\mathbf{o}), \pi_{h\downarrow}(\mathbf{o})$
Migration rate, by bin	$o_f \times o_m \times \text{bin}$	144	ACS	$\chi(q \mathbf{o}, r)$
Distribution over CZs	$o_f \times o_m \times r$	9306	ACS	$\pi_{q r}(\mathbf{o})$



# Model fit: Targeted moments (1/2)



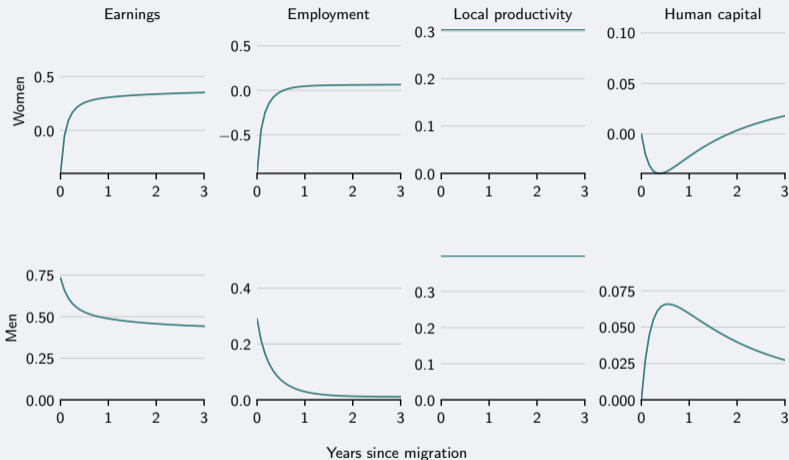
## Model fit: Targeted moments (2/2)



Moment	Steady State		$t = 0$		$t = 3$ months	
	Model	Data	Model	Data	Model	Data
Earnings gap	.55	.55	.17	n/a	.37	.32
Wage gap	.68	.66	.67	n/a	.56	.51
Employment gap	.81	.83	.25	n/a	.66	.65
Dual earner share	.70	.65	.00	n/a	.47	.52

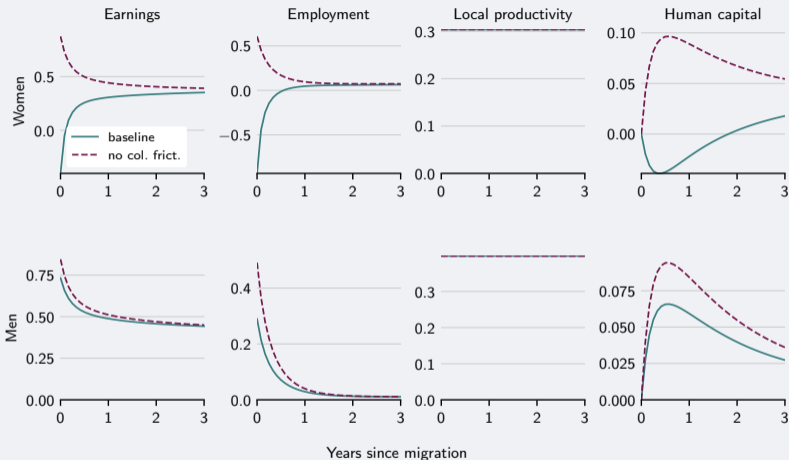
- Migration **widens** employment gap (model matches *untargeted* data)
- Migration initiated by job offer to men in 80% of cases (model)

## Direct Effect on Post-Migration Employment (log-differences to no migration control group)



- Unequal distrib. of migration gains (3yr NPV earnings gains: women 16%, men 77%)

## Direct Effect on Post-Migration Employment (log-differences to no migration control group)



- Unequal distrib. of migration gains (3yr NPV earnings gains: women 16%, men 77%)
- Colocation friction accounts for 93% of the gender gap in gains from migration

# Discouraged Migration (aka the “Mincer Hypothesis”)

	Migrating	Discouraged	Pop. avg.
Both employed	.34	.84	.70
Both nonemployed	.23	.01	.02
Household income	1.18	2.11	2.00
Employment rate			
women	.51	.91	.75
men	.60	.92	.93
Human capital			
women	.76	1.00	.76
men	.90	.98	.87

- Removing colocation friction: short-run migration  $\uparrow$  38% (long-run  $\uparrow$  14%)
- Lifetime earnings among additional migrants  $\uparrow$  11%
- Most discouraged by friction are high human capital, dual- employed couples

# Discouraged Migration (aka the “Mincer Hypothesis”)

	Migrating	Discouraged	Pop. avg.
Both employed	.34	.84	.70
Both nonemployed	.23	.01	.02
Household income	1.18	2.11	2.00
Employment rate			
women	.51	.91	.75
men	.60	.92	.93
Human capital			
women	.76	1.00	.76
men	.90	.98	.87

- Removing colocation friction: short-run migration  $\uparrow$  38% (long-run  $\uparrow$  14%)
- Lifetime earnings among additional migrants  $\uparrow$  11%
- Most discouraged by friction are high human capital, dual- employed couples

## Long-Run Impact on Earnings and Welfare

- Long-run effects of removing colocation friction:

	Women	Men
Earnings	2.18 %	.60 %
Employment	1.12 %	.16 %
Local productivity	.36 %	.34 %
Human capital	1.02 %	.17 %

- Steady-state earnings of women  $\uparrow$  2.2%, men  $\uparrow$  0.6%
- Welfare loss from colocation frictions  $\hat{=}$  1.4% lifetime earnings







# Conclusions

- Novel framework of dual-earner's *directed* job search and migration
1. Are there distinct frictions dual-earner households are faced with?
    - » Key mechanism: lack of coordination in **hiring**
    - » Characterize what contributes to welfare loss from frictions  
[e.g., unemployment scar, migration costs, option value of search...]
  2. Do they matter quantitatively?
    - » Yes!
    - » Reduced migration gains for women, discouraged migrants: power couples, overall welfare loss






## References

---







## References i

-  Bacher, Annika, Philipp Grübener, and Lukas Nord (2023). **“Joint search over the life cycle”**.
-  Burke, Jeremy and Amalia R. Miller (2018). **“THE EFFECTS OF JOB RELOCATION ON SPOUSAL CAREERS: EVIDENCE FROM MILITARY CHANGE OF STATION MOVES”**. *Economic Inquiry* 56 (2), pp. 1261–1277.
-  Chetty, Raj et al. (2018). ***The opportunity atlas: Mapping the childhood roots of social mobility***. Tech. rep. National Bureau of Economic Research.
-  Costa, Dora L. and Matthew E. Kahn (Nov. 1, 2000). **“Power Couples: Changes in the Locational Choice of the College Educated, 1940–1990”**. *The Quarterly Journal of Economics* 115 (4), pp. 1287–1315.






-  Fernández-Blanco, Javier (2022). **“Unemployment risks and intra-household insurance”**. *Journal of Economic Theory* 203, p. 105477.
-  Findeisen, Sebastian et al. (2021). **“Transforming Institutions: Labor Reallocation and Wage Growth in a Reunified Germany”**. *Working Paper*.
-  Flabbi, Luca and James Mabli (Jan. 2018). **“Household Search or Individual Search: Does It Matter?”** *Journal of Labor Economics* 36 (1), pp. 1–46.
-  Flinn, Christopher, Ahu Gemici, and Steven Laufer (2017). **“Search, matching and training”**. *Review of Economic Dynamics* 25. Special Issue on Human Capital and Inequality, pp. 260–297.
-  Galenianos, Manolis, Philipp Kircher, and Gábor Virág (2011). **“Market Power and Efficiency in a Search Model”**. *International Economic Review* 52 (1), pp. 85–103.

-  Gemici, Ahu (2011). **“Family Migration and Labor Market Outcomes”**.
-  Guler, Bulent, Fatih Guvenen, and Giovanni L. Violante (May 2012). **“Joint-Search Theory: New Opportunities and New Frictions”**. *Journal of Monetary Economics* 59 (4), pp. 352–369.
-  Guner, Nezih, Remzi Kaygusuz, and Gustavo Ventura (2020). **“Child-Related Transfers, Household Labor Supply and Welfare”**. *Working Paper*.
-  Hosios, Arthur J. (Apr. 1990). **“On the Efficiency of Matching and Related Models of Search and Unemployment”**. *The Review of Economic Studies* 57 (2), p. 279.
-  Huckfeldt, Christopher (2022). **“Understanding the Scarring Effect of Recessions”**. *American Economic Review*, forthcoming.

## References iv

-  Jarosch, Gregor, Jan S. Nimczik, and Isaac Sorkin (2023). “**Granular Search, Market Structure, and Wages**”. *Review of Economic Studies*.
-  Jayachandran, Seema et al. (2023). “**Moving to Opportunity, Together**”.
-  Jovanovic, Boyan (1979). “**Job Matching and the Theory of Turnover**”. *Journal of Political Economy* 87 (5), pp. 972–990.
-  — (1984). “**Matching, Turnover, and Unemployment**”. *Journal of Political Economy* 92 (1), pp. 108–122.
-  Lange, Fabian and Theodore Papageorgiou (Apr. 2020). **Beyond Cobb-Douglas: Flexibly Estimating Matching Functions with Unobserved Matching Efficiency**. w26972. Cambridge, MA: National Bureau of Economic Research.
-  Mincer, Jacob (1978). “**Family Migration Decisions**”. *Journal of Political Economy* 86 (5), pp. 749–773.

## References v

-  Pilossoph, Laura and Shu Lin Wee (2019). **“Assortative matching and household income inequality: A structural approach”**. *Unpublished manuscript*. [1433].
-  — (Oct. 1, 2021). **“Household Search and the Marital Wage Premium”**. *American Economic Journal: Macroeconomics* 13 (4), pp. 55–109.
-  Rabinovich, Stanislav and Ronald Wolthoff (2022). **“Misallocation inefficiency in partially directed search”**. *Journal of Economic Theory* 206, p. 105559.
-  Şahin, Ayşegül et al. (Nov. 1, 2014). **“Mismatch Unemployment”**. *American Economic Review* 104 (11), pp. 3529–3564.
-  Shimer, Robert (2005). **“The Cyclical Behavior of Equilibrium Unemployment and Vacancies”**. *American Economic Review* 95 (1), pp. 25–49.

-  Venator, Joanna (2021). **“Dual-Earner Migration Decisions, Earnings, and Unemployment Insurance”**.



# Labor Markets and Migration

◀ back

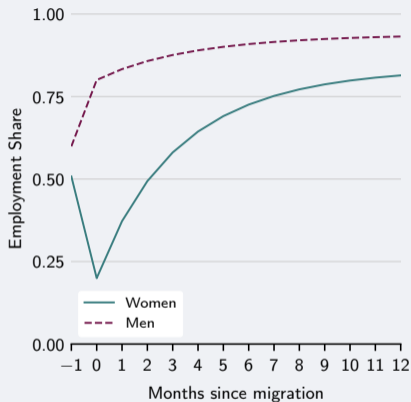
- endogenous search efforts  $\{\kappa_{f,q}, \kappa_{m,q}\}_{q \in \mathcal{R}}$ , allocated across locations

$$\left( \sum_{q \in \mathcal{R}} \kappa_{i,q}^{\frac{1+\eta}{\eta}} \right)^{\frac{\eta}{1+\eta}} \leq \bar{\kappa}_i(\mathbf{e}, \mathbf{s}) \quad (\text{search-tech})$$

- $\eta = \text{EOS}$  btwn locations, single location search for  $\eta \rightarrow \infty$ , free diversification for  $\eta = 0$ .

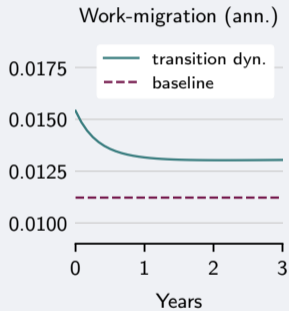
## Post-Migration employment dynamics

◀ back

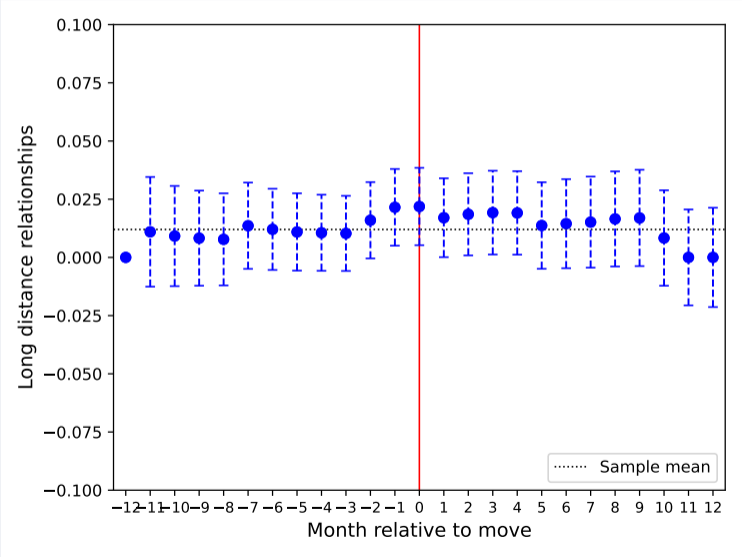


- Majority of trailing spouses find jobs within first 12 months
- Indirect inference on employment gap after 3m: 0.66 (model) vs 0.65 (data)

# Transition dynamics: Migration rates




# Long-distance households and migration



# The Colocation Friction: Characterization (consider small $\Delta t > 0$ )

mass of couples with  $\kappa_{1,q} > 0$   $\kappa_{2,q} > 0$



# The Colocation Friction: Characterization (consider small $\Delta t > 0$ )

mass of couples with  $\kappa_{1,q} > 0$   $\kappa_{2,q} > 0$

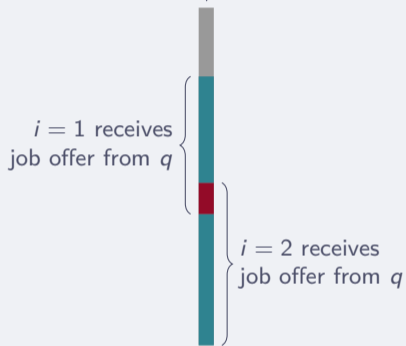


$i = 1$  receives  
job offer from  $q$

$i = 2$  receives  
job offer from  $q$

# The Colocation Friction: Characterization (consider small $\Delta t > 0$ )

mass of couples with  $\kappa_{1,q} > 0$   $\kappa_{2,q} > 0$

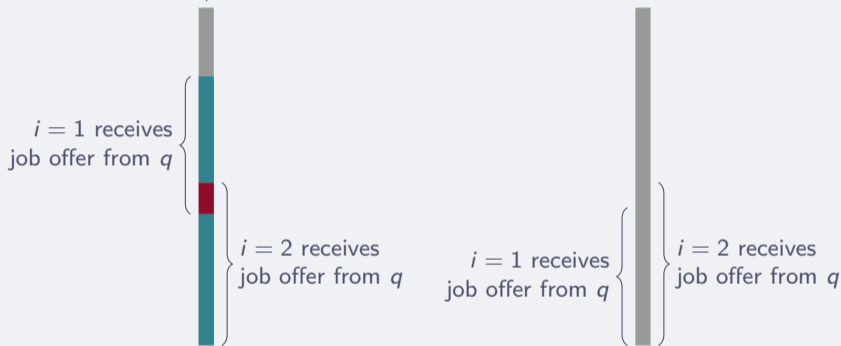


- no spouse has a job offer in  $q$
- one spouse has a job offer in  $q$
- both spouses have job offers in  $q$

# The Colocation Friction: Characterization (consider small $\Delta t > 0$ )

mass of couples with  $\kappa_{1,q} > 0$   $\kappa_{2,q} > 0$

**Thought experiment:** Correlated matching



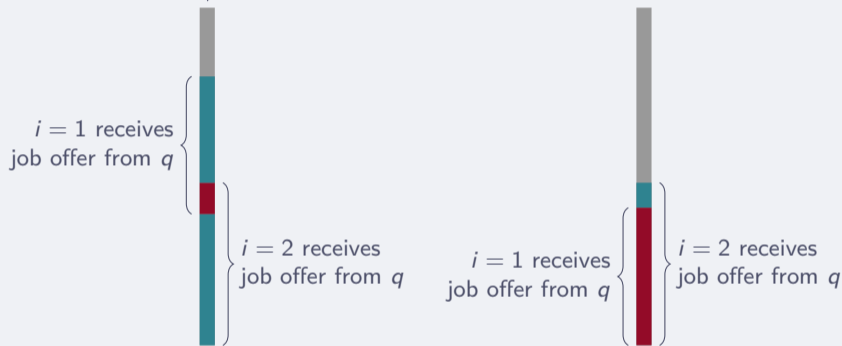
- no spouse has a job offer in  $q$
- one spouse has a job offer in  $q$
- both spouses have job offers in  $q$



# The Colocation Friction: Characterization (consider small $\Delta t > 0$ )

mass of couples with  $\kappa_{1,q} > 0$   $\kappa_{2,q} > 0$

**Thought experiment:** Correlated matching



- no spouse has a job offer in  $q$
- one spouse has a job offer in  $q$
- both spouses have job offers in  $q$

# The Colocation Friction: Formal Characterization

▶ back

- Would couples benefit from coordinated matching?
- Coordinated matching, formally:

correlated matching rate:  $\omega_q \in [0, \min_i f_{i,q}]$

individual matching rates:  $f_{i,q} - \omega_q$

s.t.  $\underbrace{\lambda(\cdot), c, \bar{\kappa}_i(\mathbf{e}, \mathbf{s})}_{\text{no change in std. matching friction!}}$

- Couples receive **two** job offers at rate  $\omega_q$
- But the chance of receiving *at least one* job offer is reduced!